

## ADVISORY NOTICE ADN-2857

Sep 29, 2014

Document: 2857 / 1

### Console Off Pushbutton Cannot Turn Off Generator

Date Released: Sep 29, 2014

Product: ZooMax HF Family; ConRad HF Family

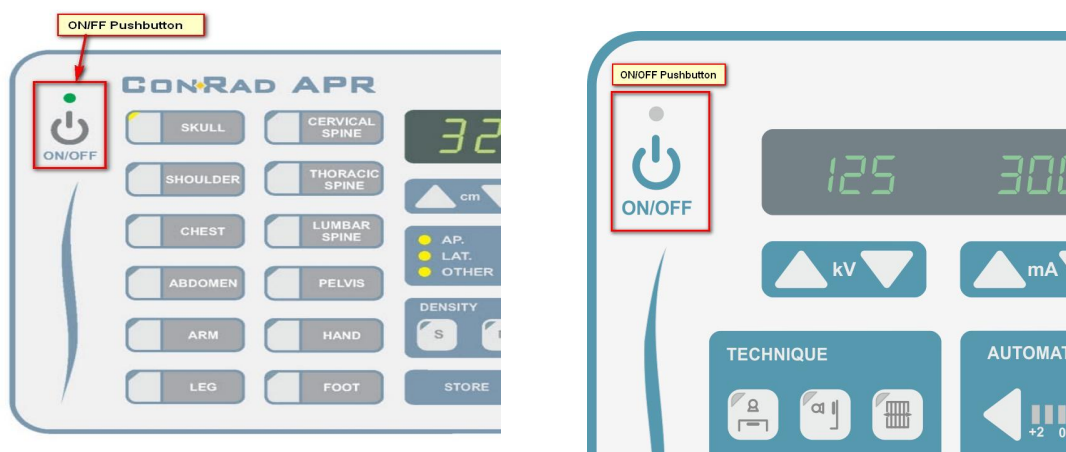
Applicability: Generators produced in 2014 Q1

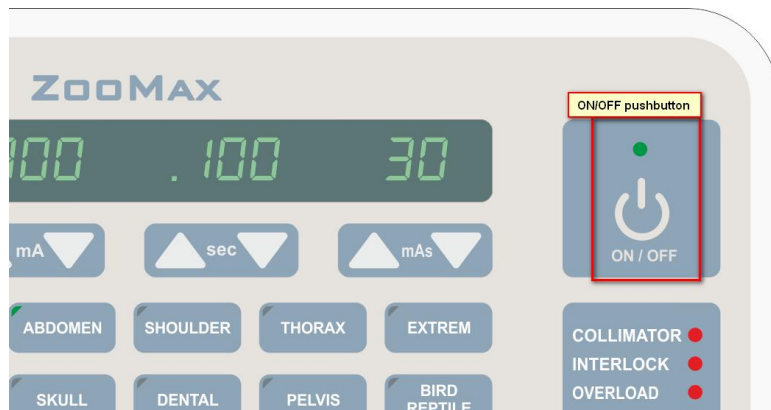
#### Description

Due to a BBU component specification change, you may not be able to turn off the generator using the momentary on/off switch on the ZooMax HF or ConRad console. In some cases, pressing the pushbutton several times turns the generator off.

This behavior does not result in excess patient dose or present any other danger / adverse effect on the patient or operator. The simplest workaround is to turn the generator completely off using the wall disconnect switch. Please refer to the instructions below for a permanent fix.

See the pictures below to identify the affected consoles:






## Solution

1. Turn the generator off using the wall switch (make sure the orange light on SPB is off) and wait for 5 minutes to allow complete capacitor discharge.
2. Locate resistor R33 on the BBU board as shown on the image below. In the affected boards, the value of this resistor is 470 Ohms (470R).
3. Remove the BBU board. Remove resistor R33 and replace it with a 240Ohm (240R) 1/4 W 5% resistor.

Replacing the resistor must be performed by trained and authorized service representative. This replacement does not affect warranty terms.

If unsure, please contact [support@cxmed.hu](mailto:support@cxmed.hu) for evaluation of your equipment.



R33